

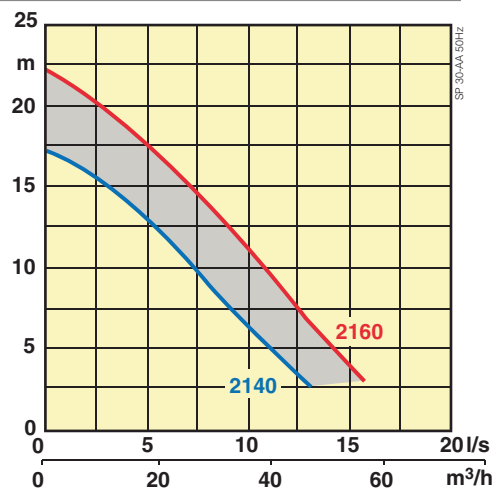
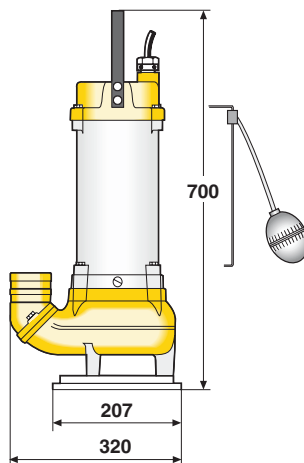
PUMPEX SP 30

Pump types

SP 30-2140
SP 30A*-2140
SP 30-2160
SP 30A*-2160

Speed 2870 rpm
 Motor 3-phase
 Motor rating P_2 3.3 kW
 Power input P_1 max 3.9 kW
 Motor protection built-in
 Electric cable 20 m type H07RN-F
 Free passage Ø 60 mm
 Discharge connection hose 2½", 3", 4"
 G 2½", 3", 4"

Weight (excl. cable) 31 kg



*) Built in float switch available as option, excl. 500V.

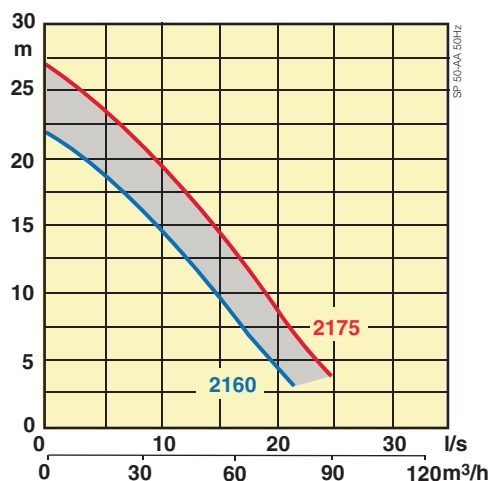
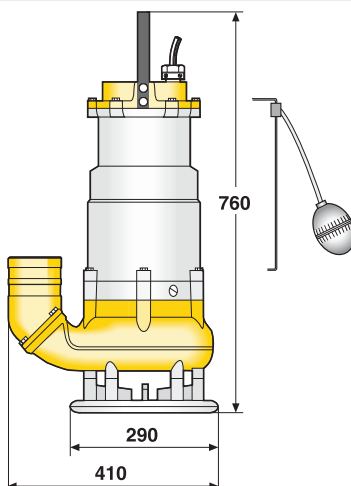
PUMPEX SP 50

Pump types

SP 50-2160
SP 50A*-2160
SP 50-2175
SP 50A*-2175

Speed 2850 rpm
 Motor 3-phase
 Motor rating P_2 5.2 kW
 Power input P_1 max 6.2 kW
 Motor protection built-in
 Electric cable 20 m type H07RN-F
 Free passage Ø 65 mm
 Discharge connection hose 3", 4"
 G 3", 4"

Weight (excl. cable) 54 kg



*) Built in float switch available as option, excl. 500V.

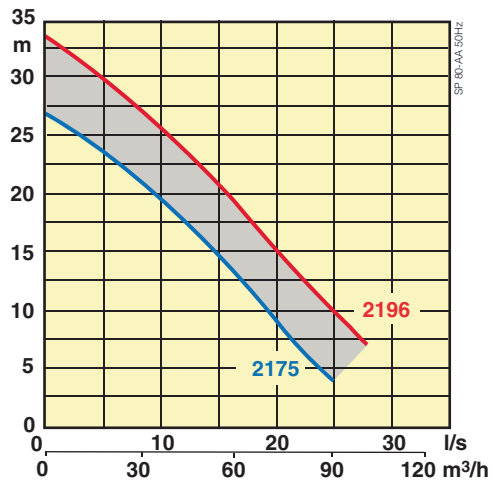
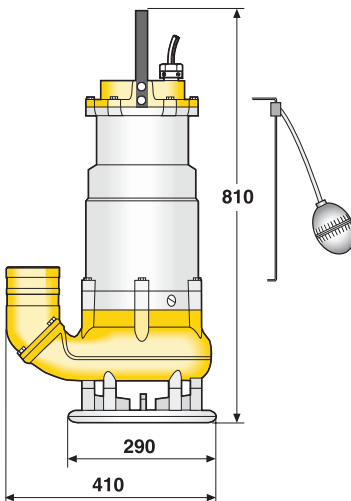
PUMPEX SP 80

Pump types

SP 80-2175
SP 80A*-2175
SP 80-2196
SP 80A*-2196

Speed 2850 rpm
 Motor 3-phase
 Motor rating P_2 8.0 kW
 Power input P_1 max 9.4 kW
 Motor protection built-in
 Electric cable 20 m type H07RN-F
 Free passage Ø 65 mm
 Discharge connection hose 3", 4"
 G 3", 4"

Weight (excl. cable) 67 kg



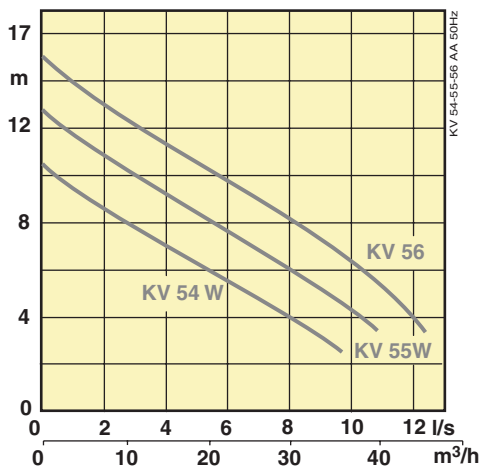
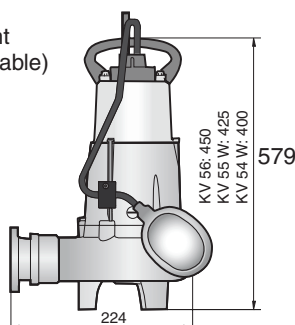
*) Built in float switch available as option, excl. 500V.

PUMPEX KV 54-56

Pump Types

Pump Types	Motor P_2 kW	Power input P_1 max kW	Weight (incl cable)
KV 54 W / KV 54 WA*	1.0	1.5	15 kg
KV 55 W / KV 55 WA*	1.5	2.0	17 kg
KV 56 / KV 56A*	2.0	2.6	20 kg

Speed 2900 rpm
 Motor 3-phase, W=single-phase
 Motor protection built-in
 Electric cable 10 m type H07RN-F
 Free passage 40 mm
 Discharge connection hose 2", G 2"



*) Built in float switch available as option.